



# Hampshire Scout Caving Club



Newsletter July 2006



**View from Bone Cave, Assynt**

photo - D Chadwick

**HSCC web site URL : [www.scouts-hants.org.uk/hsc](http://www.scouts-hants.org.uk/hsc)**

## HSCC Officials

### Chairman

David Chadwick 26, Buckingham Walk, New Milton BH25 5XL  
H 01425 617549 M 07768 040088  
David@DavidChadwick.Demon.co.uk

### Administrator

Sue Chase 10, Drake Road, Bishopstoke, SO50 6EU  
H 02380 616056 M 07817 636655

### Equipment Warden

Phil Candy 10, Drake Road Bishopstoke SO50 6EU  
H 02380 616056 M 07891 826195

### Bookings Secretary

Andrew Watson  
H 01256 354510 M 07881 420048  
[lemoncandy@btinternet.com](mailto:lemoncandy@btinternet.com)

### HSCC Members:

Gavin Bancroft	H 02380 614301 M 07717 177744	Lewis Goodfellow	H 02380 693962 M 07796 932635	Sue Norman	H 01256 354510 M 07766 523694
Ralph Candy	H 02380 696156 M 07986 701790	Richard Gulvin	M 07813 941946	Anne Parker	H 02380 652388
Chris Carter	M 07966 055078	Tony Harris	H 01425 470438 M 07771 806161	Graham Sutherland	H 01252 628075 M 07774 189245
Dan Carter	M 07788 671545	Darrel Instrell	H 02380 692778 M 07766 654167	Kirsty Sutherland	H 01252 628075 M 07789 983191
Michael Chase	M 07837 82869	Susan Lynch	H 02380 641736 M 07773 912050	Annabelle Watson	
Gavin Clark	H 01256 468240 M 07831 733805	Bill McArdle	H 02392 599097 M 07739 427704	Ros White	H 01425 654025 M 07909 668127
John Dawe	H 01264 362761 M 07979 012957			Sally White	H 01425 654025 M 07929 422285

### Programme 2006

Date	Time	Activity	Venue	Contact
5 Jul	20:00	Meeting -BBQ	John Dawe's - Andover	John
8 /9 Jul	10:00	Caving & Climbing Days	MNRC / Burrington	Andy
9 Aug		Walk	Fareham	Richard
19 Aug		Otter Hole trip	Wye	
25-30 Aug		Yorkshire	YSS	Dave
6 Sept	20:00	Meeting - Climbing	Fort Purbrook	Dave
1 Oct	10:00	Leaders for Scout/Explorer caving	Mendip	Andy
4 Oct	20:00	Meeting - talk (Bill)	12 <sup>th</sup> Eastleigh	Dave
7/8 Oct	10:00	Caving & Climbing days	Priddy Green / MNRC	Andy
1 Nov	20:00	Meeting - Training	12 <sup>th</sup> Eastleigh	Dave/Phil
18/19 Nov		Wales	Brecon Scout Hut	Dave
25 Nov	10:00	Leaders for Scout/Explorer caving	Mendip	Andy
6 Dec	20:00	Meeting - Quiz	12 <sup>th</sup> Eastleigh	Dave

## HSCC News

Tony Harris, Sally White, Andy Watson and Dan Carter have all passed Cave Leader 1 Group Day assessment. David Chadwick has completed Local Cave Leader 2. We now have 2 members with LCMLA 2 and with 9 LCMLA 1.

Sally has completed her Psychology Degree at Bristol University and achieved a 2(i). She is now looking for work in Bristol.

Michael has finished 'A' levels and is off to University.

Tom (Chase) got married to Jo Henning on the 11<sup>th</sup> June 2006 at Swynford Paddocks Hotel, near Cambridge (see photo).



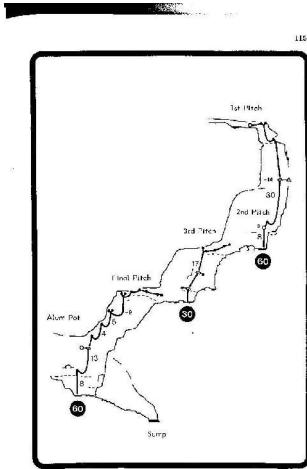
HSCC trips 2006 include : SRT practice at Sandleheath Scout Centre, Emmer Green Mine (Andy's Folly), Hunters Hole, Five Buddles Sink, Lionel's Hole, East Twin Swallet, Tratman's Crack, Waterwheel, Quacking House Cave, Swildons Hole, White Pit, Goatchurch Cavern, Aveline's Hole, Rod's Pot, Manor Farm, Pierre's Pot, Sidcot Swallet, Tynings Barrow Swallet, Pant Mawr, Bridge Cave, White Lady, Ogof Carno, Ogof Pen Eyre, Ewyls Faen, Fell Swoop, Cwm Dwr/OFD II, OFD II, Ogof Clogwyn, Fairy Cave, Hilliers, Bone Caves, ANUS, Claonite, Cnoc Nan Uamh, Smoo Cave. Probably some others as well!!

Scout Trips - about 30.

\*\*\*\*\*

### Quiz - name the cave, location and cover (where appropriate)

1. Cave A



2. Cave B



3. Cave C



4. Cave D



5. Cave E





## Scotland Trip with HSCC


Just past the old red phone box on the left in Elphin and there is a track on the right that leads up to the Grampian Speleological Society bungalow / club hut. Very elegant it is to with views to the west over the lochs and mountains. Inside a back room for kit and a small drying room, two dorms, a central kitchen with a cosy sitting room and a super conservatory. Showers? Well there is two kind of leaky ones either side of the loos. It is a memorable experience to get up in the night for a pee and not turn the lights on (one cos you don't want to disturb anyone and two you don't really need to cos its pretty light in Scotland overnight at this time of year) as you edge your way from the dormitory towards the loo on the cement and tiled floor your foot lands in a shallow puddle of cold water; Yuch! But it is memorable. The views really are stunning.

Anyhow caving, off to **Bone Caves** (Bone Cave, Reindeer Cave, Foxes Hole and whatever the other one was called. A 2.5km walk thereabouts up to these in the base of a cliff. Dry muddy grovels really but a must do.



*Gemma in Bone Cave photo D Chadwick*

Onward to **ANUS cave**, it stands for something but I can't remember what. I went with Heather, my sister and my lovely lady Sue. In a low cliff in the upper reaches of a typical limestone area dry river bed, about 3km from the road I guess.



*Sue outside ANUS Cave photo – Andy Watson*

You need a rest before going underground. Hey ho time to look at the survey, through an entrance throught into assembly chamber then on into various dry passages

with glacial mud deposits (just light brown mud really but it sounds good) round a ledgey bit into a nice shaped bit, like a lemon lying on its side, then up a horrible tight dead end dig; whoops wrong way me thinks.



*Ros in ANUS cave photo D Chadwick*

Along another bit found some great lying down bedding passage in black mud soup (a bit gritty too, like half diluted cup-a-soup with croutons) Heather went a bit quiet after this bit, she has not done much 'real' caving recently. On we go to explore that bit then over the top of the two holes to the lower stream way and the sump section then back round to the muddy sandy bits and down to the upper/lower streamway if you know what I mean. This was very nice with recent flood debris in the roof area, just so you can see the way the water backs up pretty quickly (very green that grass in the mud above our heads!), worth exploring that bit upstream if you get a chance, very pretty. Then we made our way out and I made a right mess trying to get out the entrance squeezey bit (it was because I got my bag stuck in front of me you see), any how after 5-10 minutes of general trashing about I was out. Then Heather and Sue followed. It was raining when we came out and as Heather was cold and tired and walks quicker than me and Sue, she stole (borrowed really) the car key and strode off down the mountain to get changed by the car. Heather was pretty quiet, I don't know if she will ever go caving again.

Next day we took a wheel barrow from the hut up to Bone Caves to pick up the winch that the other club members had man handled and carried there.



*Winch at Bone Cave photo Andy Watson*



I managed to strap the winch onto the wheel barrow and set off round the corner on the narrow footpath to go up and up to the top of cliff to the cave dig. An exciting journey. We had a very many strange looks 'a man pushing a wheel barrow in the mountains'.



*Winch at the Dig*

*photo Andy Watson*

But my favourite was on the way down with an empty wheel barrow when in answer to a question from a family about the wheel barrow I said "Oh I have just taken the carrots up to feed the reindeer" in response I got a "Really, how lovely".

Andy: The Mad Monk; Watson



*Cave entrance - Cnoc Nan Uamh photo D Chadwick*

More photos from Assynt - apart from Caving (Cnoc Nan Uamh, Uamh An Claonaite, Allt Nan Uamh Stream Cave, Smoo Cave, Bone Caves and others) we went walking (Cul Mor, Stac Pollaidh and Suilven), visited the RSPB Reserve on Handa, went on a tourist boat trip round the Summer Isles, watched the local wildlife and studied the geology.



*Heather on Cul Mor*

*Happier walking than caving! photo D Chadwick*



*Red Deer near Skiag Bridge*

*photo D Chadwick*



*Spot the Puffin - Handa*

*photo D Chadwick*



A group of Sandleheath Scouts once again volunteered to be the guinea pigs for Cave Leader Group Day assessments. This is what one of the scouts had to say about the experience.

## Katrina's Caving Diary April 06

Dad drove Jacob, Brendan (my 7 year old brother) and I to Priddy in the Mendips for Sally White to have her Cave Leader assessment.

After a short wait Sally returned with 5 "victims" after seconding for the assessment before hers.



*Sally - Cave Leader*

Dad took Brendan into Goatchurch Cavern for him to see what caving was like.

Meanwhile all five of us found our way to Swildon's Hole with Sally and one other instructor.



*Tony, Sally, Will, Jake, Jamie, Katrina and Jacob ready to go to caving in Swildon's Hole*

When we arrived at the entrance we were put into order with the least experienced cavers at the front to not be left behind. The instant I stepped in my feet were soaked. I enjoyed squeezing through small gaps and columns where a stalactite had joined a stalagmite. There were also some climbs up wet slippery rocks, but all that just adds to the fun.

In a rather small area everyone turned off their lights and we sat in the dark for a while. It was very strange not being able to open your eyes and see the rock. It made it feel like you should be able to put your hand in front of your face and feel something hard. When we reached a large chamber Sally talked about formations like stalagmites, stalactites and curtains.

When I came out Brendan told me he thought he saw dinosaur bones in Goatchurch Cavern, but I don't think he did.

I think Sally was better than when I went before with three of us with five instructors because she told us about the next part of the cave, whereas the others chatted among themselves.

Katrina Miller

Dad's note:

Brendan's dinosaur bones were actually calcite formations, but these are no less amazing.

\*\*\*\*\*

## Caption Competition



Entries to Ros please.

## **Caves Report - Andy Watson**

### **The Ha, Ha trip @ GB - 16/06/06**

Sue Norman & Andy Watson Thursday night discussing the delivery of some paving slabs to our house near Stonehenge (the 'we will live there one day' house) on Saturday morning. Lets go and do GB on Friday night says Andy, oh yes says Sue, my favourite cave. Zoom, Zoom, Zoom; From Basingstoke (where we really live) to MNRC 20:30, get changed now about 20:45, Zoom, Zoom to GB, past the adventure centre turn right, past Manor Farm, checking what we needed - helmet, light, boots, cave key.....cave key we forgot the cave key; back to MNRC to get the key Ha, Ha, Ha. 21:30 finally in the cave. Route plan in easy route, 'I still don't like that puddle' and Sue did not soak it up enough. Ha, Ha.

Onward and downward, not a bad thing to do on a Friday evening. Planned route to bottom, Ladder Dig, Bat Passage, take some pictures then back out up waterfall. Actual route - to bottom, look at mud below ladder dig, realise the time (ETO 11:00 call out 12:00) turn round, carry ladder, camera and tackle out. Ha, Ha, Ha. Out at 11:15. Drove back to Stonehenge house. Saturday morning lorry with paving slabs wouldn't fit down back alley of house; he took the slabs away again. Ha, Ha.

### **MNRC - Devon Trip - 23/06/06**

Bakers Pit; Parked at Pengelly Centre and walked up to Church, very warm already. Down through the pipes and warm bits due to the rubbish tip - discovered that the squeeze into quarry has now collapsed. Sue and Amy left behind while we went to look at this were feeling abandoned went and hid so when we came back they were not where we left them. Laughing gave them away. All excited happy with slightly dirty overalls.

### **Penn Recca Mine - 23/06/06**

A miracle trip as I found it from an ordinance survey map and my amazing memory (memory man the Mad Monk - my short memory is pants, my long memory is obviously stunning). Andy, Sue, Darrel and Dave T; we scrambled down side of the quarry after avoiding the bee hives at the top. A low entrance leads to a pleasant walk in mine with two shafts, one fitted with (oh, er I can't quite reach them) P hangers. Darrel looked longingly at the shaft, thank goodness he had not brought his SRT kit! I did pick up a nice small bit of calcited slate near a roof collapse.

### **Pridhamsliegh Cavern - 24/06/06**

Sue, Andy, Dave T, Mark Craske, in a large sweeping arch is a low entrance leading to a maze of slippery, muddy, nasty passages. That is it, very nasty on the whole. We came across 12 kids, 8 or 9 years old with 1 leader and 1 young leader in support; kit was good but only 2 people? The previous week had a CRO rescue where a young leader fell 6 feet and hurt her back, all in

the local newspaper giving caving great bit of PR. Exited looking very dirty.



### **Dogs Holes - 24/06/06**

In the guide to Devon caves there is an interesting description about the pretty bits and it mentions a gate and a squeeze. Let me tell you about it. Same team as Pridhamsliegh Cavern. In to hole, about 40ft to the left of the the Pridhamsleigh Arch, turn left, round to the right, down a bit, up a bit, down a slippery bit, not too fast, very slippery again to Dog Chamber, quite nice crystalline bits on walls, quite sparkly. Lovely.

We then found the Plymouth CC extension with the gate, a right swine to get to and undo it. 20 minutes of fiddling with the key lying on a big rock, my chest still hurts. Finally got the padlock off. Now when the guidebook says that PCC pushed the squeeze, which is now enlarged, I think they mean that they sent the smallest PCC member in first, and believe me it's not enlarged much! A very tight Zig Zag, which is awkward, leads to a tiny chamber, which leads to a triangular downward squeeze. I got to the tiny chamber, so did Sue. We both got very stuck going through the Zig Zag both going in and out, I think we both nearly freaked a bit. I decided that I would go no further than the tiny chamber without a pet rat type of caver to pull me out!

### **Sidmouth Railway Tunnel - 24/06/06 (Never completed)**

Back to the Victorian times Sidmouth was very fashionable and the small fishing town wanted to build a proper harbour. Without local rocks that were suitable, a local mining type company went about planning to get them from Dunscombe (I think it was). So the Company started to dig a big tunnel through the sedimentary rock from the beach cliffs (300m east of the river approx, yes it is open - caving lighting kit and high wellies advised) back to the river and along and up through to Dunscombe. Before it was completed the railway engine was delivered and the funnel was higher than the tunnel entrance. The Company went into receivership, the engine was taken away and the harbour never finished. Sue & Andy Watson.



## UBSS by Sally White

I made my way to Freshers fair (in which the many societies and clubs associated with the university each have a stand to provide information about their club and try and persuade victims to join). Arriving at the union, I fought my way through crowds until I arrived at the "University of Bristol Spelaeological Society" (UBSS) stand. A friendly girl proceeded to try to convince me that caving was fun and to her surprise I was willing to hand over the joining fee.

A few days later, we set off in a minibus on our first caving trip. We were told of our lovely, if a little primitive, caving hut in the Mendip hills which would be our base for the weekend. Excitedly talking on the way, I realised that I was the only newcomer with any caving experience. Our chatter was stopped when the minibus came to a halt near the base of the hill. Upon realising the minibus was not going to make it with all the people and kit in it, we proceeded up the hill on foot, assured that the hut was at the top of the hill. Luckily this was true and on arriving at the hut, we had a look round.



Table traverse at UBSS Hut photo Andrew Atkinson

I must have been one of the few that was NOT unpleasantly surprised by the facilities (or lack of them) at our hut. Still, it has to be said, the hut has much charm. This is something that grows on you and members talk fondly of the hut and delight in telling the story of how not too long ago, someone's leg fell through the rotten pallet that holds the toilet above its pit. I was told that this problem has been "fixed" but was a little disappointed when I realised that they had merely put a piece of board over the hole and that every time we go to the toilet, we still risk falling into the pit. Yes, some people find caving scary but UBSS members find this to be nothing in comparison to making your way through the woods at night so that you can voluntarily risk ending up stuck a big pit of poo all night.


Anyway, back to caving... my first easy peasy beginners



Sally in the café - photo Andrew Atkinson

trip to gently let us experience the joys of caving was in ... Eastwater! Huh? That was exactly my reaction, though the other newcomers knew nothing of this cave at the time. Needless to say, I was the only person who went on that "beginners" trip that has since stayed a member of the club. When not caving, we do SRT training in our Student Union (landing in

the café where we get strange looks) or listen to stories (over a pint or two or ...) by the more mature members of amazing caves in foreign lands such as China and Thailand, of exciting explorations and of abseiling off the Clifton Suspension Bridge in the middle of the night. The younger members have many stories to tell too, although these are a little different and do not include impressive formations but stories such as the time one of our members (not me ... honest!) got stuck when squeezing through a chair and so we had to break him out of it, to the time that I was attacked by a scary Gruffy who stole the Tynings key from me.



Sally in Ardeche - Neuf Gorges

Since joining the club, I have been to Mendip, South Wales and Yorkshire for countless weekends and have ventured to the Ardeche too.




Bonfire Night - photo Andrew Atkinson

My favourite event of the year would have to be our Bonfire night which includes caving, plenty of food and beer and dodgy fireworks.

I have been roped into being the secretary of the club for two years and since finishing university, I remain on the committee.

The club is very diverse and we have members from the age of 18 to over 80 and from all around the world. We get many new members each year this is one of the major differences to good old HSCC. This means that we meet many more people and I have made many good friends, but it can lack a certain closeness that smaller caving clubs have.



Sally Rigging - photo Andrew Atkinson



# Scout Caving Pictures

